

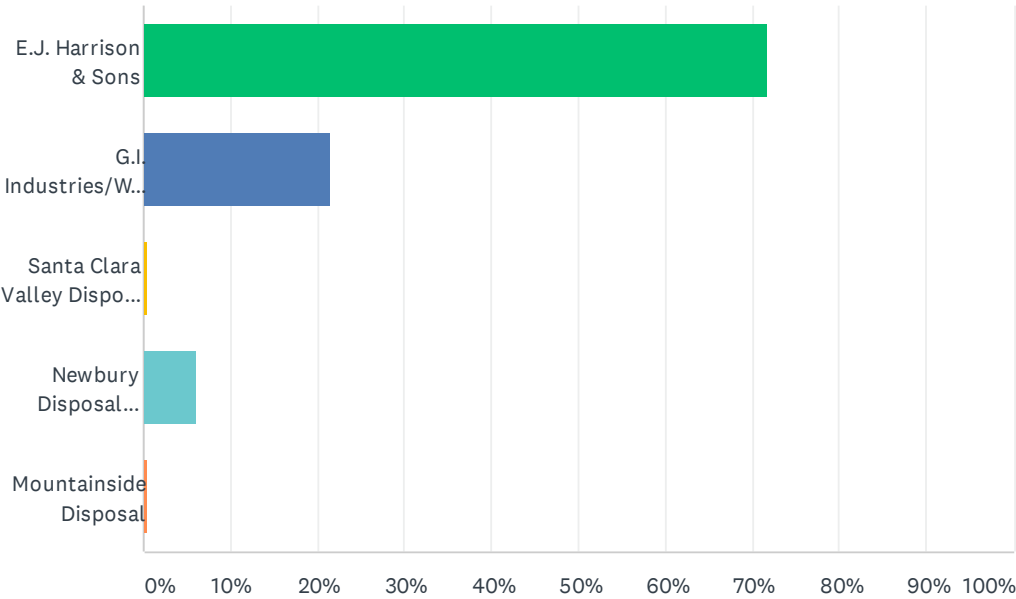
EXHIBIT 2

RESIDENTIAL SOLID WASTE SURVEY AND RESULTS

(RECEIVED AS OF SEPTEMBER 7, 2021)

Q1 Who is your trash and recycling service provider?

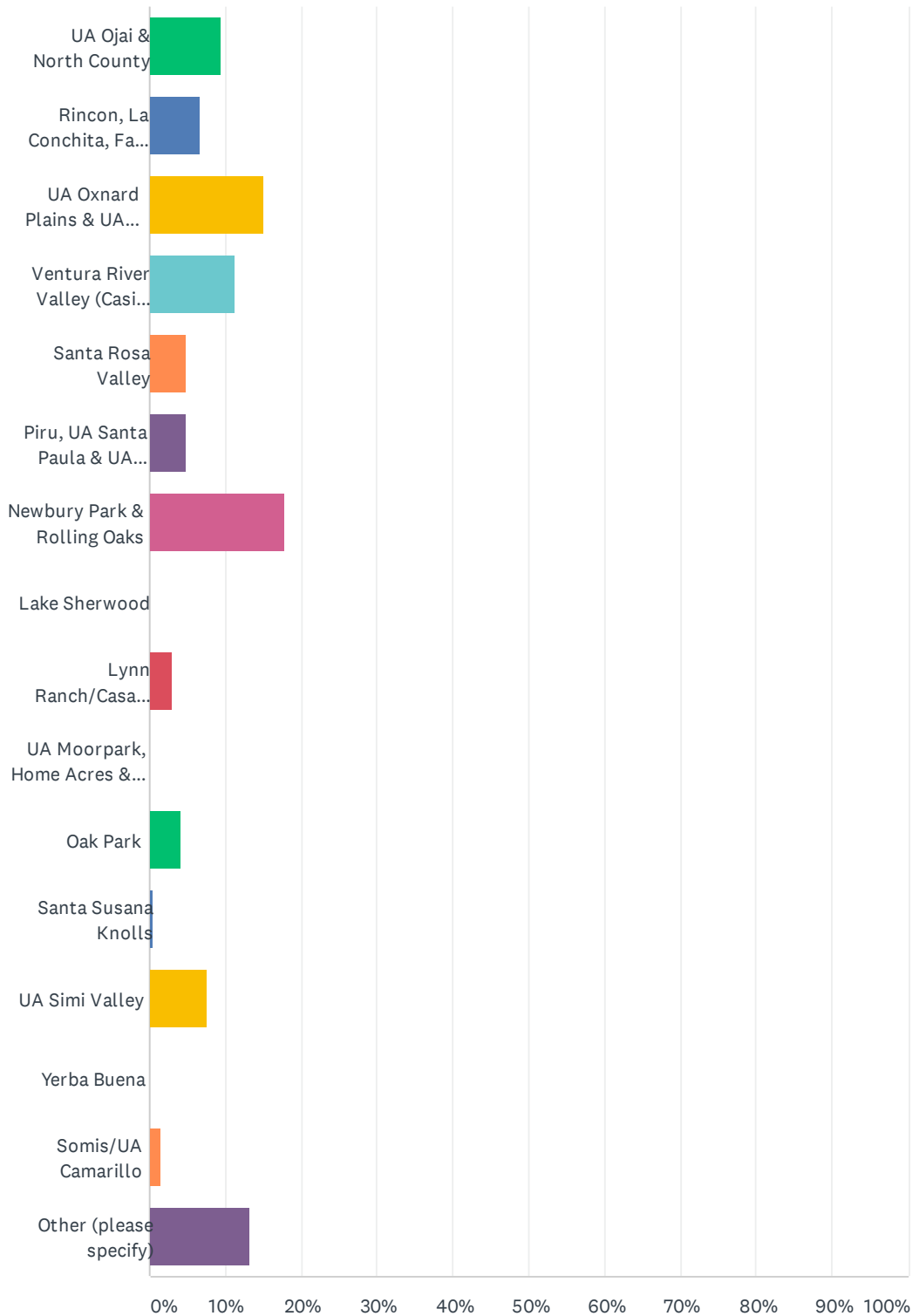
Answered: 315 Skipped: 5



ANSWER CHOICES	RESPONSES	
E.J. Harrison & Sons	71.75%	226
G.I. Industries/Waste Management	21.59%	68
Santa Clara Valley Disposal Company	0.32%	1
Newbury Disposal Company	6.03%	19
Mountainside Disposal	0.32%	1
TOTAL		315

Q2 What unincorporated area (UA) service area do you live in?

Answered: 265 Skipped: 55

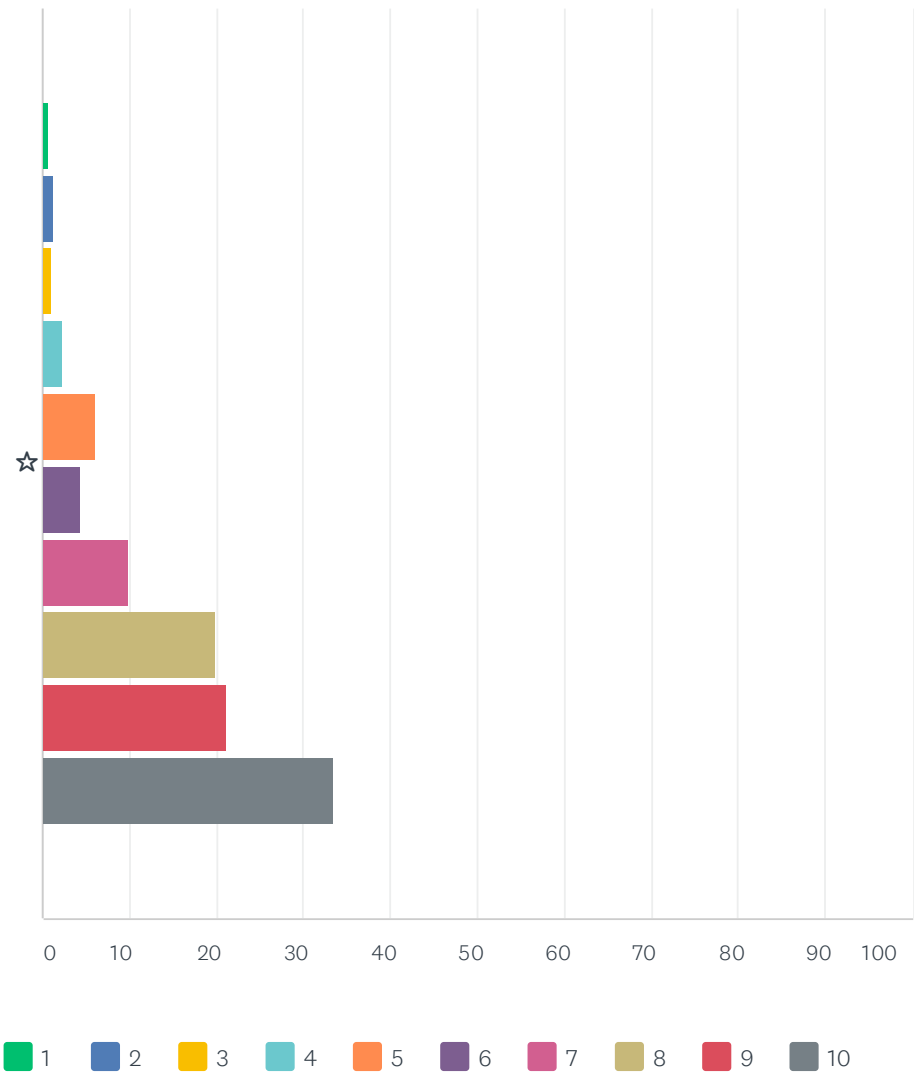


Ventura County Residential Solid Waste Services Survey

ANSWER CHOICES	RESPONSES	
UA Ojai & North County	9.43%	25
Rincon, La Conchita, Faria Beach, Solimar, UA Ventura & Saticoy	6.79%	18
UA Oxnard Plains & UA Camarillo (including El Rio, Nyeland Acres, Strickland)	15.09%	40
Ventura River Valley (Casitas Springs, Oak View, Meiners Oaks & Mira Monte)	11.32%	30
Santa Rosa Valley	4.91%	13
Piru, UA Santa Paula & UA Fillmore	4.91%	13
Newbury Park & Rolling Oaks	17.74%	47
Lake Sherwood	0.00%	0
Lynn Ranch/Casa Conejo	3.02%	8
UA Moorpark, Home Acres & Lexington Hills	0.00%	0
Oak Park	4.15%	11
Santa Susana Knolls	0.38%	1
UA Simi Valley	7.55%	20
Yerba Buena	0.00%	0
Somis/UA Camarillo	1.51%	4
Other (please specify)	13.21%	35
TOTAL		265

Q3 How would you rate your trash & recycling service provider’s customer service on a scale of 1-10 (1-lowest; 10-highest)

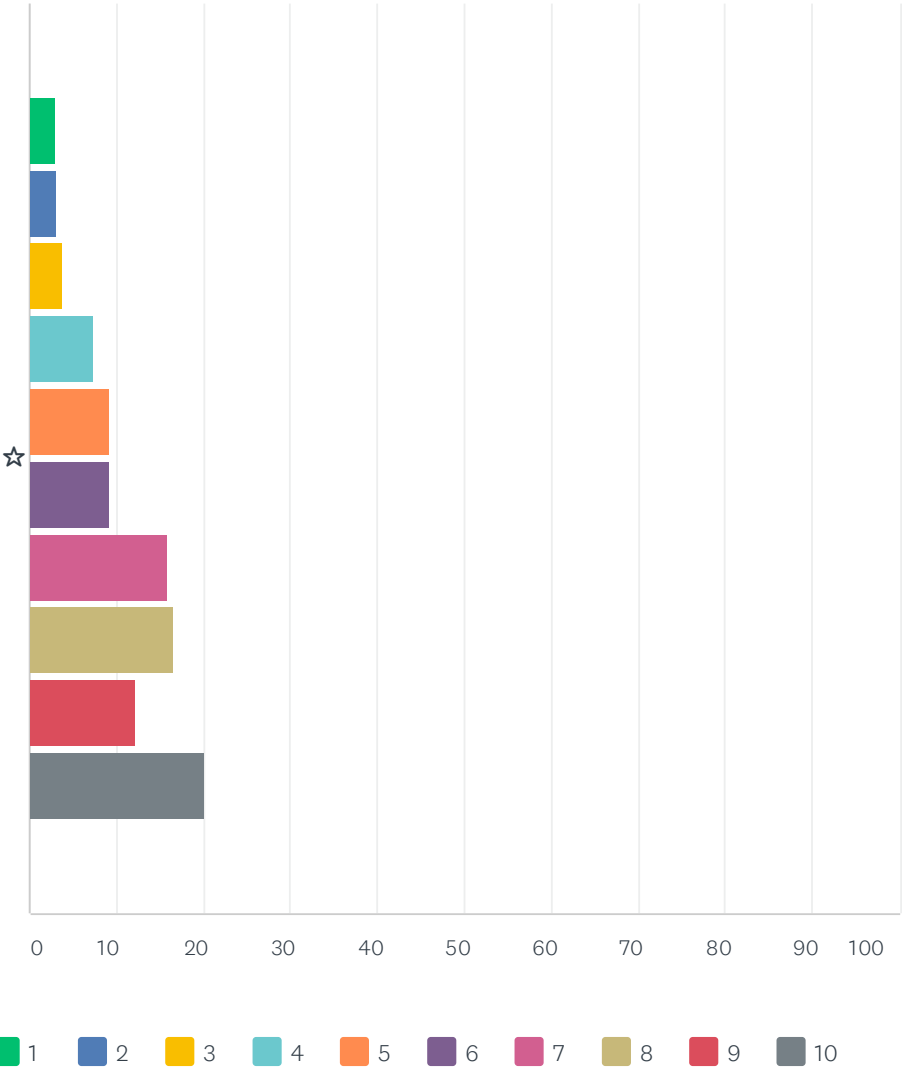
Answered: 313 Skipped: 7



	1	2	3	4	5	6	7	8	9	10	TOTAL	WEIGHTED AVERAGE
☆	0.64% 2	1.28% 4	0.96% 3	2.24% 7	6.07% 19	4.47% 14	9.90% 31	19.81% 62	21.09% 66	33.55% 105	313	8.25

Q4 How would you rate the “value”(cost) of your trash & recycling service on a scale of 1-10?

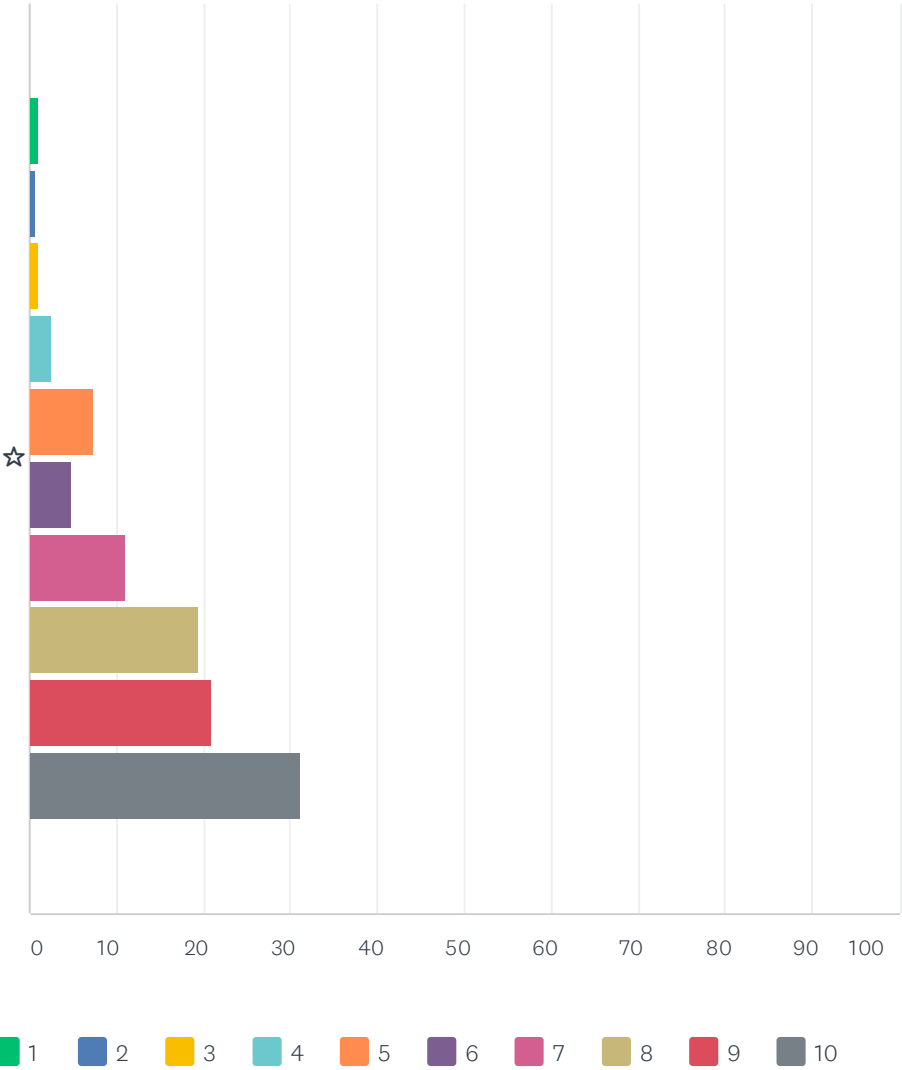
Answered: 315 Skipped: 5



	1	2	3	4	5	6	7	8	9	10	TOTAL	WEIGHTED AVERAGE
☆	2.86% 9	3.17% 10	3.81% 12	7.30% 23	9.21% 29	9.21% 29	15.87% 50	16.51% 52	12.06% 38	20.00% 63	315	7.03

Q5 How would you rate your overall experience with your trash & recycling service on a scale of 1-10?

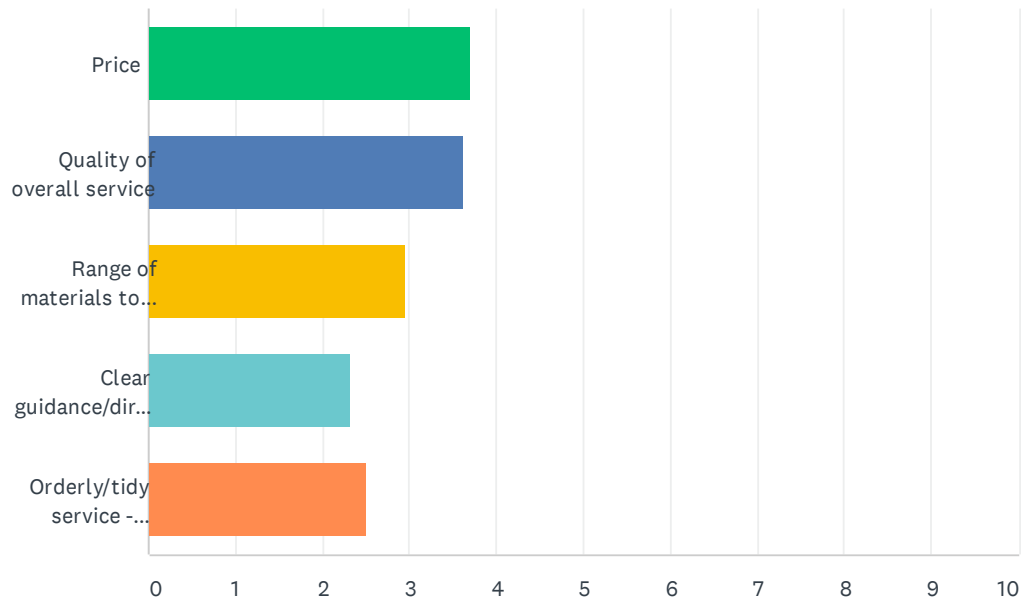
Answered: 314 Skipped: 6



	1	2	3	4	5	6	7	8	9	10	TOTAL	WEIGHTED AVERAGE
☆	0.96% 3	0.64% 2	0.96% 3	2.55% 8	7.32% 23	4.78% 15	11.15% 35	19.43% 61	21.02% 66	31.21% 98	314	8.15

Q6 Rank the following in order of importance to you, as they relate to your trash & recycling service (1-most important; 5-least important)

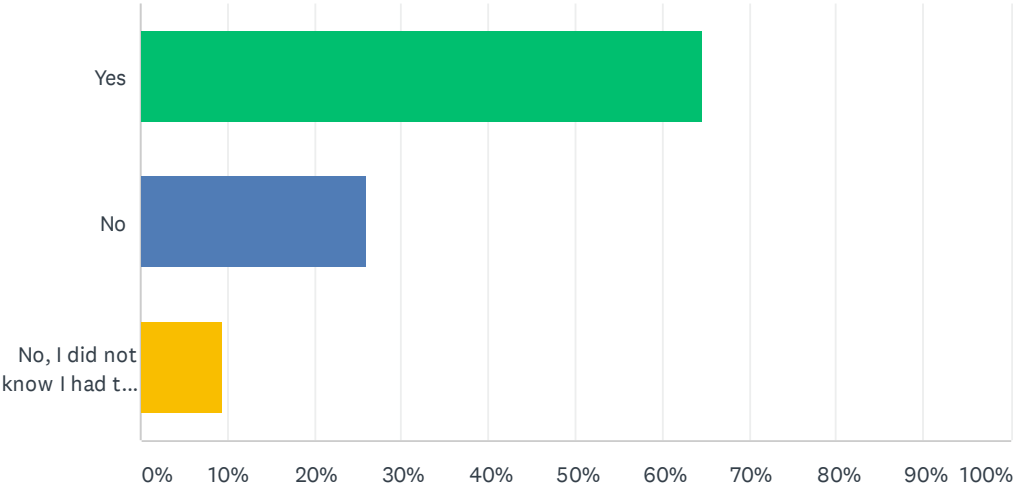
Answered: 315 Skipped: 5



	1	2	3	4	5	TOTAL	SCORE
Price	35.88% 108	26.58% 80	18.60% 56	9.30% 28	9.63% 29	301	3.70
Quality of overall service	29.90% 90	30.23% 91	18.94% 57	13.62% 41	7.31% 22	301	3.62
Range of materials to be recycled	19.41% 59	17.11% 52	19.74% 60	25.99% 79	17.76% 54	304	2.94
Clear guidance/direction on what materials should be placed in which containers	4.97% 15	12.25% 37	22.19% 67	31.46% 95	29.14% 88	302	2.32
Orderly/tidy service - containers properly set down after service, ensuring no debris has escaped	11.15% 34	14.75% 45	21.31% 65	19.67% 60	33.11% 101	305	2.51

Q7 Do you utilize the bulky item program (pickup of larger, bulky items that will not fit in your trash cart)? Single family residences with regular trash & recycling service receive 2 free bulky item pickups per year.

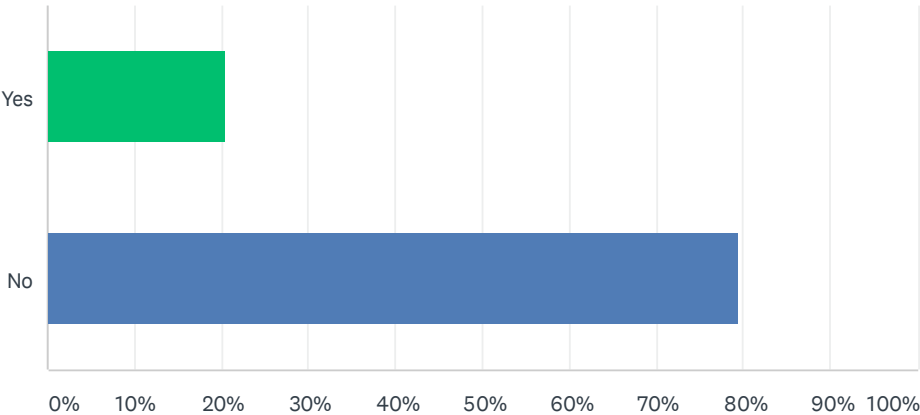
Answered: 320 Skipped: 0



ANSWER CHOICES		RESPONSES	
Yes		64.69%	207
No		25.94%	83
No, I did not know I had this service.		9.38%	30
TOTAL			320

Q8 Have you ever attended a community beautification event (one-day clean-up event held at a UA community facility)?

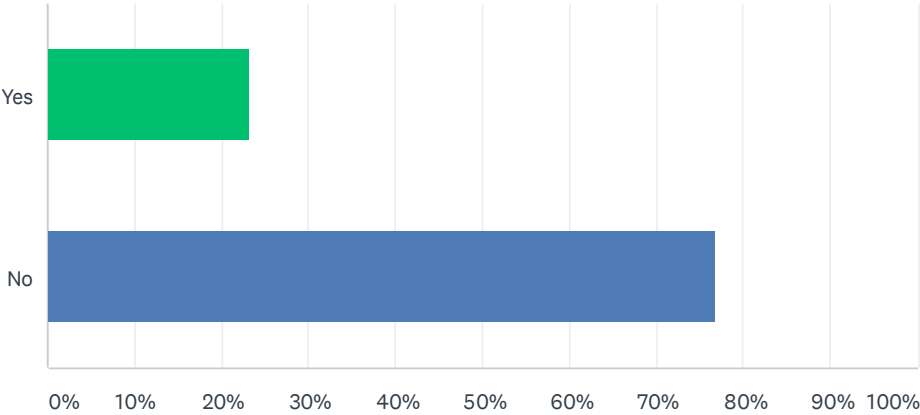
Answered: 317 Skipped: 3



ANSWER CHOICES		RESPONSES	
Yes		20.50%	65
No		79.50%	252
TOTAL			317

Q9 Have you ever attended a free dump day at Simi Valley Landfill or Gold Coast Recycling Center?

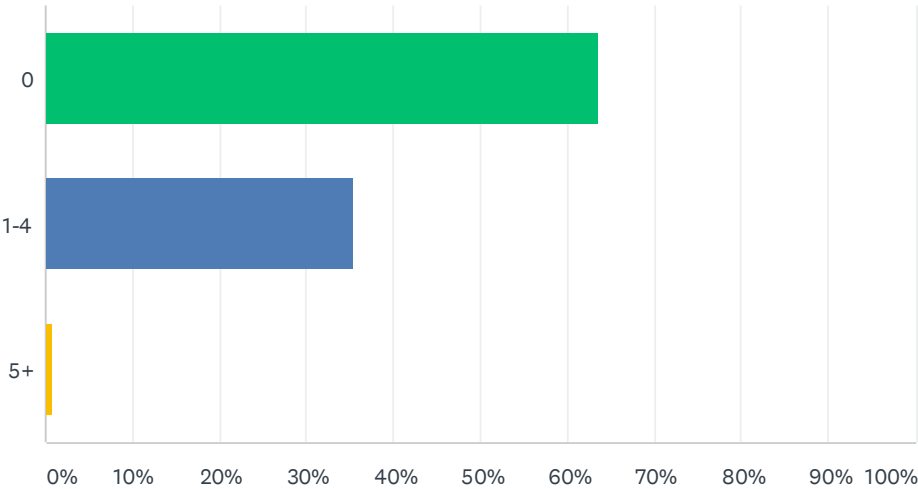
Answered: 319 Skipped: 1



ANSWER CHOICES	RESPONSES	
Yes	23.20%	74
No	76.80%	245
TOTAL		319

Q10 How many times in the last two years have you disposed of Household Hazardous Waste (HHW) at the Ventura County Pollution Prevention Center?

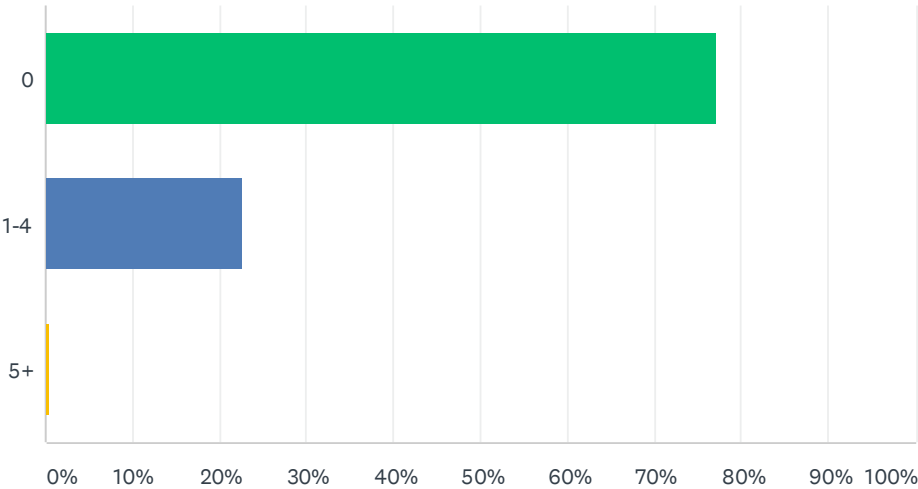
Answered: 319 Skipped: 1



ANSWER CHOICES	RESPONSES	
0	63.64%	203
1-4	35.42%	113
5+	0.94%	3
TOTAL		319

Q11 How many times in the last two years have you disposed of HHW at the Thousand Oaks HHW Facility or another County-sponsored mobile event?

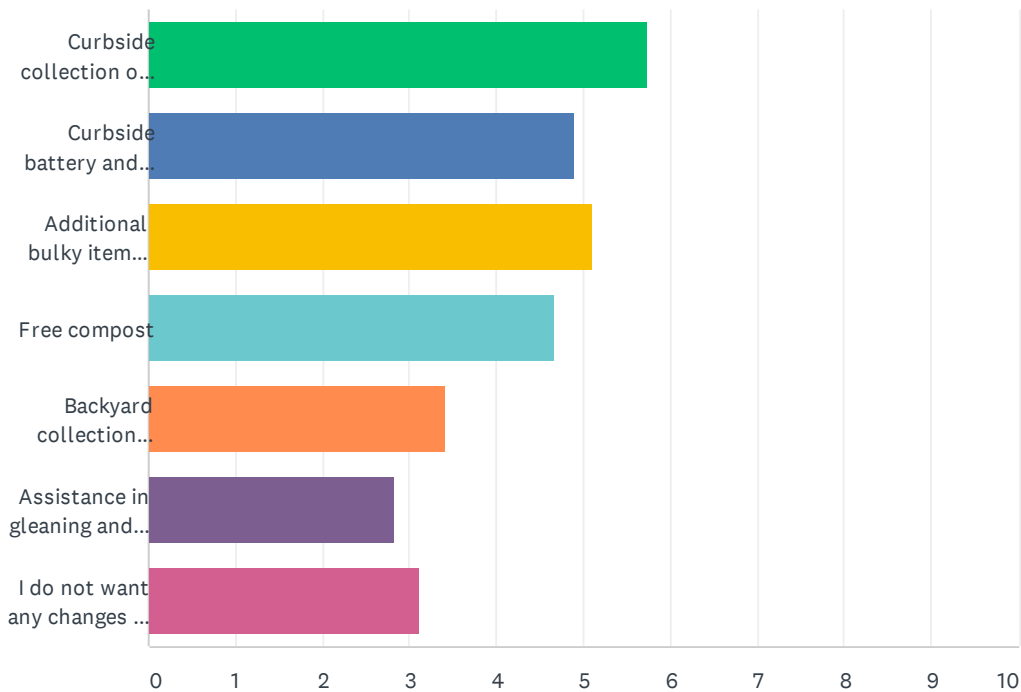
Answered: 315 Skipped: 5



ANSWER CHOICES	RESPONSES	
0	77.14%	243
1-4	22.54%	71
5+	0.32%	1
TOTAL		315

Q12 Would you be interested in any of these additional services (possibly with an increase to your service rate)? If so, please rank those applicable in order of importance, leaving those not interested in, blank. If there is a service not listed here that you are interested in, please write your suggestion in Question 13.

Answered: 300 Skipped: 20



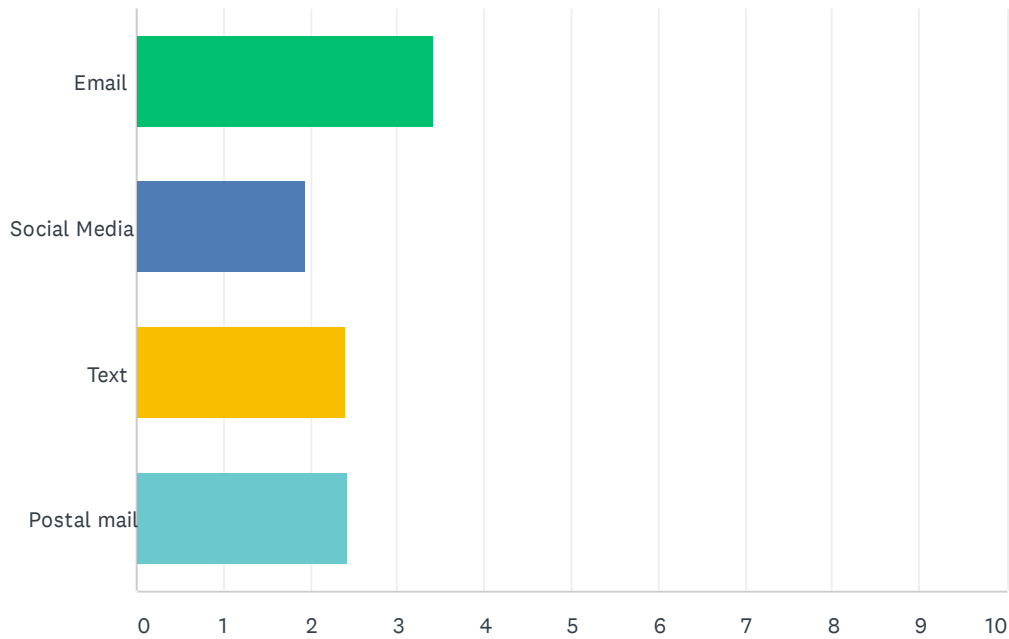
	1	2	3	4	5	6	7	TOTAL	SCORE
Curbside collection of Household Hazardous Waste (HHW)	42.06% 98	25.75% 60	13.73% 32	7.30% 17	5.15% 12	4.72% 11	1.29% 3	233	5.73
Curbside battery and used motor oil collection	16.19% 34	28.10% 59	21.90% 46	13.33% 28	9.05% 19	5.24% 11	6.19% 13	210	4.89
Additional bulky item pickups (more than 2x per calendar year)	20.75% 44	22.64% 48	27.36% 58	15.09% 32	6.13% 13	5.66% 12	2.36% 5	212	5.10
Free compost	20.45% 45	14.55% 32	15.45% 34	23.64% 52	15.91% 35	5.91% 13	4.09% 9	220	4.66
Backyard collection services (i.e. hauler drive-in/walk-in service)	4.52% 9	5.03% 10	11.06% 22	18.59% 37	37.19% 74	15.58% 31	8.04% 16	199	3.42
Assistance in gleaning and/or donating seasonal fruit or vegetable harvests on your property	3.05% 6	7.61% 15	7.11% 14	10.66% 21	12.18% 24	41.12% 81	18.27% 36	197	2.82
I do not want any changes to my services	23.25% 53	5.26% 12	3.51% 8	3.51% 8	5.26% 12	10.96% 25	48.25% 110	228	3.12

Q13 Is there anything else you'd like to share about your trash & recycling service or suggestions for improvement?

Answered: 82 Skipped: 238

Q14 Rank the following forms of communication in order of preference (1-most preferred; 4-least preferred)

Answered: 286 Skipped: 34



	1	2	3	4	TOTAL	SCORE
Email	59.62% 155	26.54% 69	10.00% 26	3.85% 10	260	3.42
Social Media	11.34% 28	15.79% 39	27.94% 69	44.94% 111	247	1.94
Text	16.06% 40	31.73% 79	29.72% 74	22.49% 56	249	2.41
Postal mail	21.51% 57	25.28% 67	27.55% 73	25.66% 68	265	2.43

Q15 If you would like to receive occasional updates regarding the County's contracted trash and recycling services, please provide: By providing your contact information, you will be automatically entered to win a free sustainably-sourced gift!

Answered: 119 Skipped: 201

ANSWER CHOICES	RESPONSES	
Contact Name	99.16%	118
Business Name	0.00%	0
Address	95.80%	114
Email	0.00%	0
City/Town	0.00%	0
State/Province	0.00%	0
ZIP/Postal Code	0.00%	0
Country	0.00%	0
Email Address	98.32%	117
Phone Number	0.00%	0